



Genba Sopanrao Moze Trust's
Genba Sopanrao Moze college of Engineering
Balewadi, Pune- 411 045.

STUDENTS FEED-BACK ANALYSIS

Department: E&TC

Academic Year: 2019-20


Class: SE, TE, BE

Particulars	1	2	3	4	5	6
1	5	5	5	5	5	5
2	5	5	4	5	5	4
3	5	5	5	5	5	5
4	5	5	5	5	5	4
5	5	5	5	5	5	5
6	5	5	5	5	5	5
7	5	5	4	5	5	4
8	5	5	5	5	5	5
9	5	5	5	5	5	4
10	5	5	5	5	5	5
11	5	5	5	5	5	5
12	5	5	5	5	4	4
13	5	5	5	5	5	5
14	5	5	5	5	5	5
15	5	5	5	5	5	5
16	5	5	4	5	5	5
17	5	5	5	5	5	5
18	5	5	4	4	5	5
19	4	5	5	4	5	5
20	5	5	5	5	5	5
21	4	5	5	5	5	5
22	4	4	5	5	5	4
23	5	5	5	5	5	5
24	5	5	4	4	5	5
25	4	5	5	4	5	5
26	5	5	5	5	5	4
27	5	5	5	5	5	5
28	5	5	5	5	5	5
29	5	5	5	5	4	4
30	4	4	5	5	5	5
Total	145	148	145	146	148	142
Count	30	30	30	30	30	30
Average	4.83	4.93	4.83	4.87	4.93	4.73

Summary

1. Learning value (in terms of skills, concepts, knowledge, analytical	-	4.83
2. Depth of the course content	-	4.93
3. Syllabus is sufficient to make you analyze the engineering problems	-	4.83
4. Relevance for implementation in projects	-	4.87
5. Compatibility with industry standards	-	4.93
6. Applicability /relevance to real life situations	-	4.73

Ratings	Good-5
	Average-4
	poor-3





Genba Sopanrao Moze Trust's
Genba Sopanrao Moze college of Engineering
Balewadi, Pune- 411 045.

PARENTS FEED-BACK ANALYSIS

Department: E&TC


Academic Year: 2019-20

Particulars	1	2	3	4
1	5	4	5	5
2	5	5	5	5
3	4	4	5	5
4	5	5	5	5
5	4	4	4	4
6	5	5	5	5
7	5	5	5	5
8	4	4	4	4
9	5	4	5	4
10	5	5	5	5
Total	47	45	48	47
Count	10	10	10	10
Average	4.70	4.50	4.80	4.70

Summary

1.Is the syllabus capable of adding Learning values	-	4.70
2.Is our syllabus compatible with the industry	-	4.50
3.Is the syllabus sufficient enable students analyze	-	4.80
4.Extent of Efforts required by students	-	4.70

Ratings	Good-5
	Average-4
	poor-3





Genba Sopanrao Moze Trust's
Genba Sopanrao Moze college of Engineering
Balewadi, Pune- 411 045.

TEACHERS FEED-BACK ANALYSIS

Department: E&TC


Academic Year: 2019-20

Particulars	1	2	3	4	5
1	5	5	4	5	5
2	5	5	5	5	5
3	5	5	5	5	5
4	5	5	5	5	5
5	4	4	5	4	4
6	4	5	5	4	4
7	5	5	5	4	4
8	4	4	5	5	5
Total	37	38	39	37	37
Count	8	8	8	8	8
Average	4.63	4.75	4.88	4.63	4.63

Summary

1. Learning value (in terms of skills, concepts, knowledge,	-	4.63
2. Depth of the course content	-	4.75
3. Extent of the coverage of course	-	4.88
4. Relevance/learning value of project/report	-	4.63
5. Applicability /relevance to real life situations	-	4.63

Ratings	Good-5
	Average-4
	poor-3





Genba Sopanrao Moze Trust's
Genba Sopanrao Moze college of Engineering
Balewadi, Pune- 411 045.

ALUMNI FEED-BACK ANALYSIS

Department: E &TC


Academic Year: 2019-20

Particulars	1	2	3	4	5	6
1	5	5	5	5	4	4
2	5	5	5	4	4	4
3	5	5	5	5	5	5
4	5	4	5	4	5	5
5	5	5	5	4	4	5
6	5	5	4	5	5	4
7	5	5	4	4	4	5
8	4	5	5	4	5	4
9	5	4	4	5	5	5
10	5	5	5	4	4	4
Total	49	48	47	44	45	45
Count	10	10	10	10	10	10
Average	4.90	4.80	4.70	4.40	4.50	4.50

Summary

1. Learning value (in terms of skills, concepts, knowledge, analytical	-	4.90
2. Depth of the course content	-	4.80
3. Syllabus is sufficient to make you analyse the engineering problems and	-	4.70
4. Relevance for implementation in projects	-	4.40
5. Compatibility with industry standards	-	4.50
6. Applicability /relevance to real life situations	-	4.50

Rating	Good-5
	Average-4
	Poor-3





Genba Sopanrao Moze Trust's
Genba Sopanrao Moze college of Engineering
Balewadi, Pune- 411 045.

Employers FEED-BACK ANALYSIS

Department: E&TC


Academic Year: 2019-20

Particulars	1	2	3	4
1	5	4	5	5
2	5	5	5	4
3	4	5	5	4
4	5	5	4	5
5	4	5	4	5
Total	23	24	23	23
Count	5	5	5	5
Average	4.60	4.80	4.60	4.60

Summary

1.Is the syllabus capable of adding Learning values (in terms of skills, concepts, knowledge, analytical abilities or broadening perspectives) in students	-	4.60
2.Is our syllabus compatible with the industry standards & applicable/relevant to real life situation	-	4.80
3.Is the syllabus sufficient enable students analyze the given problem & identify the necessary solutions	-	4.60
4.Extent of Efforts required by students	-	4.60

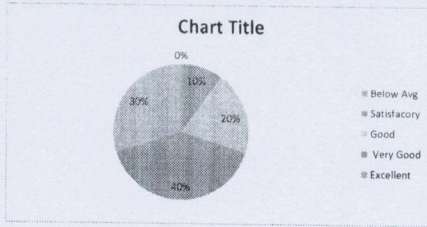
Rating	Good-5
	Average-4
	Poor-3



Department of E&TC Engineering
STUDENT FEEDBACK ON Facility/Ambience
Academic year 19-20

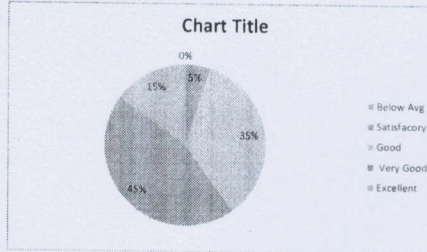
1. Computer Lab Facility

Below Avg	0%
Satisfactory	10%
Good	20%
Very Good	40%
Excellent	30%
	100%



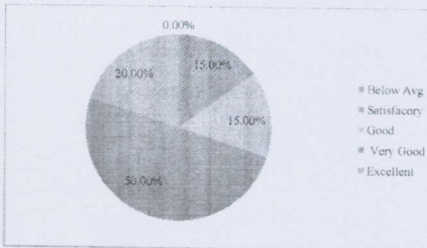
2. ICT Classroom Facility

Below Avg	0%
Satisfactory	5%
Good	35%
Very Good	45%
Excellent	15%
	100%



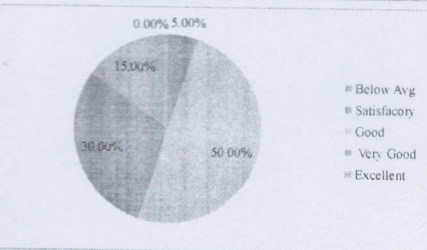
3. Library Facility

Below Avg	0.00%
Satisfactory	15.00%
Good	15.00%
Very Good	50.00%
Excellent	20.00%
	100.00%



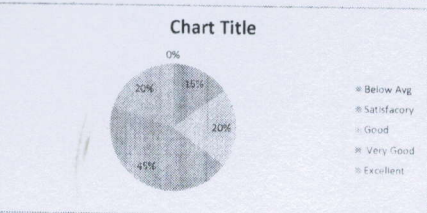
4. Drinking Water Facility

Below Avg	0.00%
Satisfactory	5.00%
Good	50.00%
Very Good	30.00%
Excellent	15.00%
	100.00%



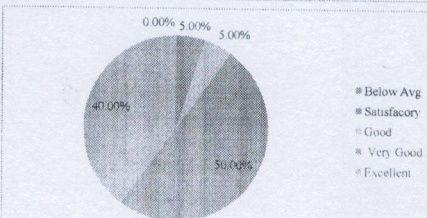
5. Wash Room Facility

Below Avg	0.00%
Satisfactory	15.00%
Good	20.00%
Very Good	45.00%
Excellent	20.00%
	100.00%





6. Internet Facility

Below Avg	0.00%
Satisfactory	5.00%
Good	5.00%
Very Good	50.00%
Excellent	40.00%
	100.00%



7. Cleanliness in Institute

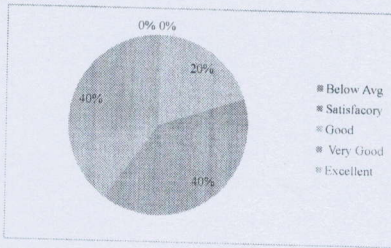
Below Avg	0.00%
Satisfactory	0.00%
Good	40.00%
Very Good	40.00%
Excellent	20.00%
	100.00%



Department of E&TC Engineering
 Parents FEEDBACK ON Facility/Ambience
 Academic year 19-20

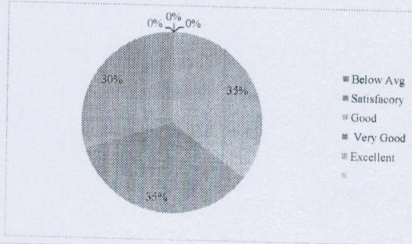
1. Computer Lab Facility

Below Avg	0%
Satisfactory	0%
Good	20%
Very Good	40%
Excellent	40%
	100%



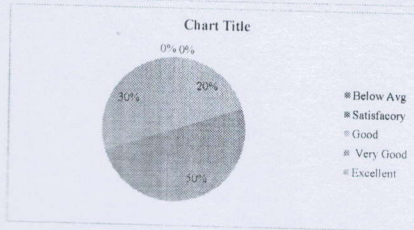
2. ICT Classroom Facility

Below Avg	0%
Satisfactory	0%
Good	35%
Very Good	35%
Excellent	30%
	100%



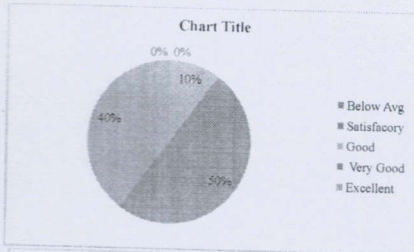
3. Library Facility

Below Avg	0.00%
Satisfactory	0.00%
Good	30.00%
Very Good	50.00%
Excellent	30.00%
	100.00%



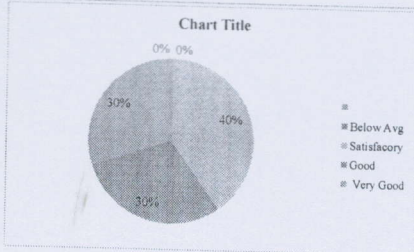
4. Drinking Water Facility

Below Avg	0.00%
Satisfactory	0.00%
Good	30.00%
Very Good	50.00%
Excellent	40.00%
	100.00%



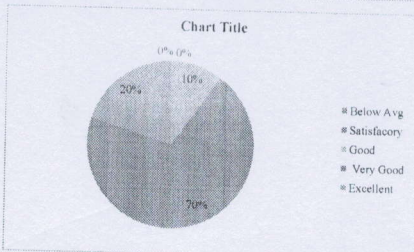
5. Wash Room Facility

Below Avg	0.00%
Satisfactory	0.00%
Good	40.00%
Very Good	30.00%
Excellent	30.00%
	100.00%




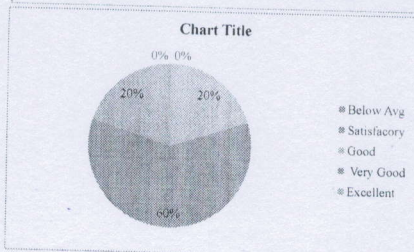
6. Internet Facility

Below Avg	0.00%
Satisfactory	0.00%
Good	10.00%
Very Good	70.00%
Excellent	20.00%
	100.00%



7. Cleanliness in Institute

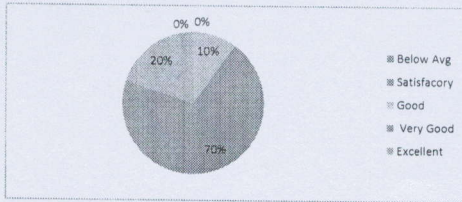
Below Avg	0.00%
Satisfactory	0.00%
Good	20.00%
Very Good	60.00%
Excellent	20.00%
	100.00%



Department of E&TC Engineering
Faculty FEEDBACK ON Facility/Ambience
Academic year 19-20

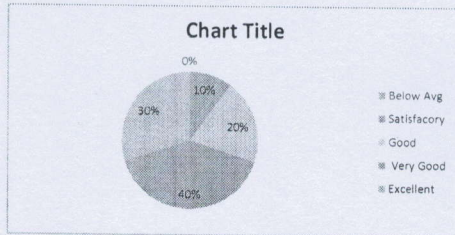
1. Computer Lab Facility

Below Avg	0%
Satisfactory	0%
Good	10%
Very Good	70%
Excellent	20%
	100%



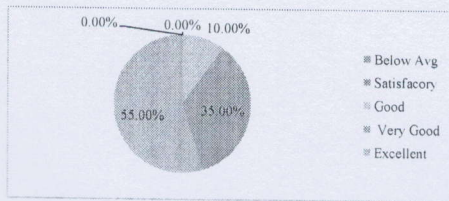
2. ICT Classroom Facility

Below Avg	0%
Satisfactory	10%
Good	20%
Very Good	40%
Excellent	30%
	100%




3. Library Facility

Below Avg	0.00%
Satisfactory	0.00%
Good	10.00%
Very Good	35.00%
Excellent	55.00%
	100.00%




4. Drinking Water Facility

Below Avg	0.00%
Satisfactory	0.00%
Good	40.00%
Very Good	30.00%
Excellent	30.00%
	100.00%



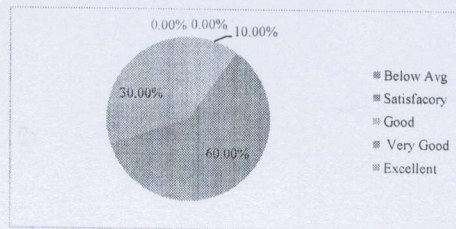
5. Wash Room Facility

Below Avg	0.00%
Satisfactory	15.00%
Good	30.00%
Very Good	25.00%
Excellent	30.00%
	100.00%





6. Internet Facility

Below Avg	0.00%
Satisfactory	0.00%
Good	10.00%
Very Good	60.00%
Excellent	30.00%
	100.00%



7. Cleanliness in Institute

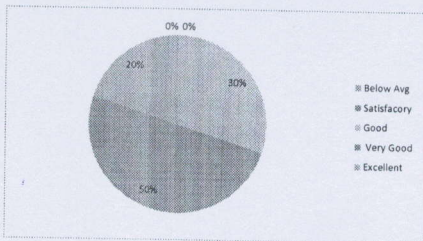
Below Avg	0.00%
Satisfactory	0.00%
Good	30.00%
Very Good	35.00%
Excellent	35.00%
	100.00%



Department of E&TC Engineering
Employer feedback on Facility/Ambience
Academic year 19-20

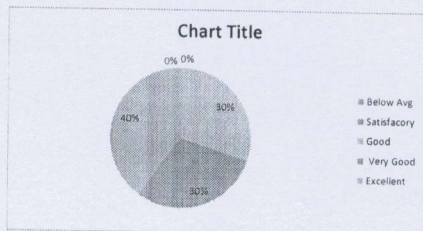
1. Computer Lab Facility

Below Avg	0%
Satisfactory	0%
Good	30%
Very Good	50%
Excellent	20%
	100%



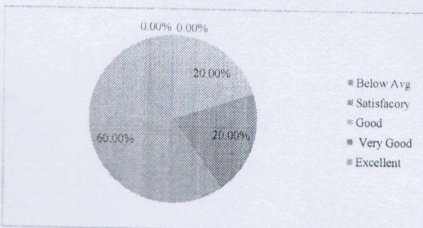
2. ICT Classroom Facility

Below Avg	0%
Satisfactory	0%
Good	30%
Very Good	30%
Excellent	40%
	100%



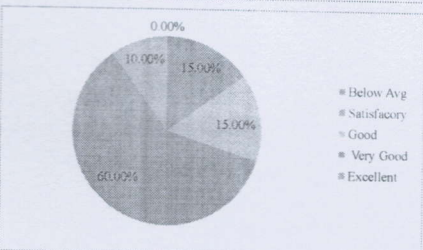
3. Library Facility

Below Avg	0.00%
Satisfactory	0.00%
Good	20.00%
Very Good	20.00%
Excellent	60.00%
	100.00%



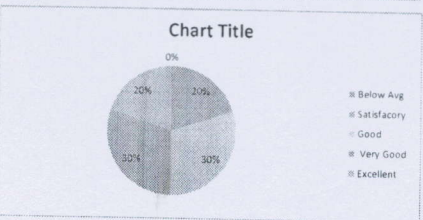
4. Drinking Water Facility

Below Avg	0.00%
Satisfactory	15.00%
Good	15.00%
Very Good	60.00%
Excellent	10.00%
	100.00%



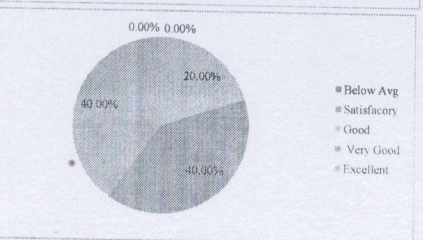
5. Wash Room Facility

Below Avg	0.00%
Satisfactory	20.00%
Good	30.00%
Very Good	30.00%
Excellent	20.00%
	100.00%




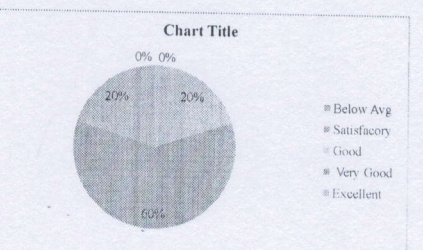
6. Internet Facility

Below Avg	0.00%
Satisfactory	0.00%
Good	20.00%
Very Good	40.00%
Excellent	40.00%
	100.00%



7. Cleanliness in Institute

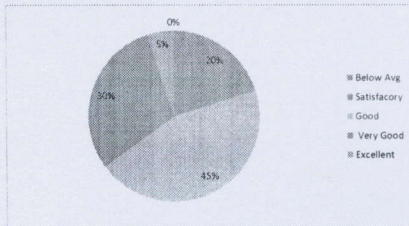
Below Avg	0.00%
Satisfactory	0.00%
Good	20.00%
Very Good	70.00%
Excellent	10.00%
	100.00%



Department of E&TC Engineering
Alumni feedback on Facility/Ambience
A Y .2019-20

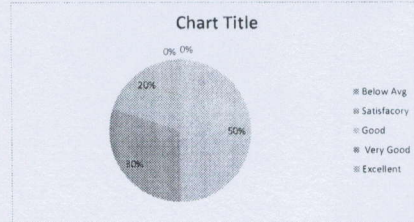
1. Computer Lab Facility

Below Avg	0%
Satisfactory	20%
Good	45%
Very Good	30%
Excellent	5%
	100%




2. ICT Classroom Facility

Below Avg	0%
Satisfactory	0%
Good	50%
Very Good	30%
Excellent	20%
	100%



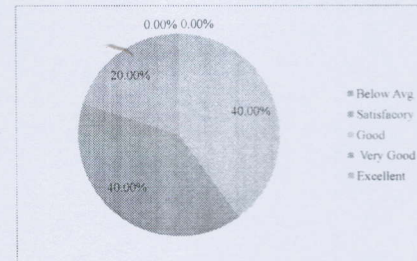
3. Library Facility

Below Avg	0.00%
Satisfactory	0.00%
Good	50.00%
Very Good	30.00%
Excellent	20.00%
	100.00%



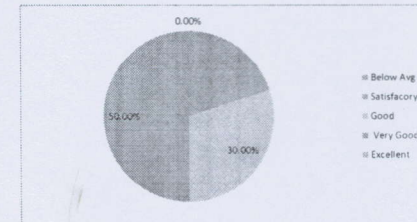
4. Drinking Water Facility

Below Avg	0.00%
Satisfactory	0.00%
Good	40.00%
Very Good	40.00%
Excellent	20.00%
	100.00%



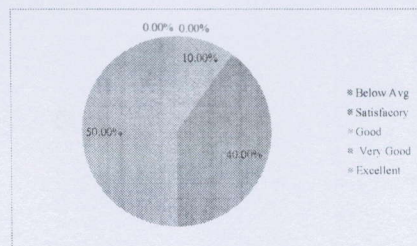
5. Wash Room Facility

Below Avg	0.00%
Satisfactory	20.00%
Good	30.00%
Very Good	50.00%
Excellent	0.00%
	100.00%



6. Internet Facility

Below Avg	0.00%
Satisfactory	0.00%
Good	10.00%
Very Good	40.00%
Excellent	50.00%
	100.00%



7. Cleanliness in Institute

Below Avg	0.00%
Satisfactory	0.00%
Good	30.00%
Very Good	40.00%
Excellent	30.00%
	100.00%

